

# RoboCup Rescue 2023 TDP Agent Simulation CSU\_Yunlu (China)

Fu Jiang\* , Wen Ye, Yishuo Cai, Hao Li, Yulu Zhou,  
ChaoFan Li, Yuhuang Lin, Shuxian  
Zhao, Wenhan Fang, Xuanming  
Rao, Qingyang Yan and Siqi Luo.

Central South University, China  
Jiangfu0912@csu.edu.cn

**Abstract.** We will explain the main strategies and algorithms of CSU\_Yunlu in this year's RoboCup Rescue Agent Simulation in this paper. Taking advantages of k-means algorithm and optimized k-means++ algorithm, the buildings are divided into different clusters. We use A\* routing algorithm to enable the agents to select the optimal path. The partition-based communication method improves the efficiency of conveying message. The strategies for several agents improve the efficiency of the rescue operation.

## 1 Introduction

Team CSU\_Yunlu [1] has been participating in the RoboCup rescue simulation competition since 2006. In addition, we have achieved good results in RoboCup 2016, 2017, 2019, 2020 and 2022. We hope to optimize our strategy and improve the performance of our team based on the strategies we had in previous years.

The main contents of this article are listed as follows: clustering, path planning, communication and specific strategies for the three agents (Police Force, Ambulance Team and Fire Brigade).

## 2 Modules

### 2.1 Clustering

#### Purpose

In the rescue environment in RoboCup Rescue Agent Simulation, every map consists of thousands of nodes. In order to improve the efficiency of searching the whole map for agents, we can divide the whole map into clusters through a clustering module. Each cluster can be seen as a smaller map, which greatly reduces the complexity of obtaining the information of each cluster. It is conducive to better allocation of each agent to each building set, so the overlap between agents can be reduced and working efficiency can be improved.

---

\* Corresponding author.

## Related Works

K-means algorithm is a widely used clustering algorithm. The algorithm can not only classify a small amount of data. It can also be iterated and updated. With the deepening of iteration, it can be further optimized. However, if the amount of data is large and the initial k-center point is not set well, more energy will be consumed in the subsequent iterative optimization.

For the optimization of this problem, K-means++ algorithm can be used. Incidentally, similar to the probability of roulette [2], the initial k center points can be better determined. It can improve the optimization efficiency of the algorithm and reduce the running time of the algorithm.

## Proposed Approach

K-means++ algorithm is used by our team to solve the problems of the clustering generation.

The specific algorithm steps are in the following approaches:

- (1) A point is randomly selected as the first cluster center from the input data point set.
- (2) For each point  $X$  in the dataset, calculate the distance  $D(x)$  between it and the nearest cluster center (which refers to the selected cluster center)
- (3) Select a new data point as the new cluster center, the principle: the point with larger  $D(x)$  is more likely to be selected as the cluster center. Then, we will calculate the sum of  $D(x)$  of all unselected points, and randomly give a number between 0 and sum, then calculate the sum of  $D(x)$  from the first unselected node. Until the sum is greater than the random number, this is one of the central points we want.
- (4) Repeat steps 2 and 3 until  $K$  cluster centers are selected.
- (5) Using these  $k$  initial cluster centers to run standard k-means algorithms.

## Pros and Cons

- (1) It can better solve the problem of center selection in  $K$  clustering.
- (2) For large data or  $K$  value,  $D(x)$  calculation and subsequent iterative optimization still need a lot of time. Because the initialization node is not fixed every time, and it is not guaranteed that the initialization node is good enough every time the code runs.

## 2.2 Path Planning

### Purpose

The pathfinding strategy is designed to help agents and citizens find the optimal path. To make their movements more efficient and enable them to reach their destination faster. The efficiency of mobility is the most important foundation for rescue operations. Improving the efficiency of mobility means increasing the efficiency of all rescue operations.

## Related Works

By calculating the sum of the consumption value and the predicted value of the current path, the possible priority of each path can be determined. In many cases,  $A^*$  is the best solution. In addition, in some cases, other algorithms based on  $A^*$ , such as  $D^*$  [4] and Ara [5], have even better performance than  $A^*$ .

MRL team [6] from Iran adopted the A\* algorithm in 2019. With respect to the existence of the blockades, if the navigation doesn't work properly, it can cause a huge time waste. They implemented a new graph based on area passable edges and available blockades. Their A\* algorithm considers these passable and blocked nodes to find the shortest reachable route.

### **Proposed Approach**

The main steps of the A\* algorithm used by our team are as follows:

- (1) Add the starting road to Openlist.
- (2) Take out the first node in Openlist and add it to Closelist. Then, judge all the edges that can be passed. If they are not in Openlist and Closelist, add them to Openlist. Otherwise, compare and update the consumption value with the source node.
- (3) According to  $F = G(\text{current consumption value}) + H(\text{predicted value})$ , all the nodes in Openlist are sorted from small to large.
- (4) When the Openlist is not empty, continue to operate 2 and 3.
- (5) Judge whether there is a path. If yes, the path will be obtained and output.

### **Pros and Cons**

- (1) A\* algorithm is the fastest algorithm to calculate the shortest path so far. But it is only a better algorithm in most cases, that is, it can only find the better solution, but often not the optimal solution. However, due to its high efficiency, it has a wide range of applications.
- (2) However, the key of A\* algorithm is how to select the evaluation function. The closer to the correct valuation function, the faster the correct solution can be obtained, but the completely correct valuation function is generally not available. Therefore, the A\* algorithm can not guarantee the correct solution every time. An unsatisfactory evaluation function may even make it inefficient, and it will give the wrong answer. So we must choose different schemes according to reality.

## **2.3 Communication**

### **Purpose**

Communication is an important factor in disaster relief. The information that an agent can obtain is limited. Sharing information between agents can improve rescue efficiency. The key to communication lies in how to properly handle the communication within and between the various partitions.

### **Related Works**

For the communication method, The difficulty lies in how to transmit information to as many agents as possible while ensuring transmission efficiency. In some studies, information is identified by its importance levels. Then the agent chooses to filter part of the information for reception based on the important levels, which improves the efficiency of delivery.

### **Proposed Approach**

The communication strategy is generally divided into communication within partitions and communication among partitions.

**Communication Within Partitions:** The agent will judge whether the message is related to itself or not when receiving a message. If it is related, the agent will give priority to the task in this message. If not, this message will be broadcast to the nearby agents. Other agents will respond similarly.

Communication Among Partitions: Different agents have different tasks. However, the messages they catch from the environment are helpful for all kinds of agents. For example, the Police Force agent may find buried humans. So, once they get this information, they need to immediately alert other agents in order to better help humans.

### Pros and Cons

Advantages:

- (1) Ensuring that the message is delivered in place.
- (2) Ensuring that the message is spread rapidly.

Disadvantages:

- (1) A large number of message senders will reduce the message processing efficiency.

## 3 Strategies

### 3.1 Police Force

#### Purpose

Police's clean behavior plays an important role. In order to help other agents to clear the roadblocks as quickly as possible and promote the efficiency of the whole simulation system, we must ensure that the police agent behavior is of high efficiency. Its efficiency is shown in the following three aspects: correctness, effectiveness, smooth.

#### Related Works

Team ZJU Base team [7] divides the police mission into three levels.

The advanced tasks include self-rescue (avoiding harm to reduce damage), accessing shelters (no obstacles around the shelter, ensuring that the agent can enter), and the urgent task to help the stuck agent, intermediate and low-level tasks include various search tasks such as searching for fire points, roads, and citizens, etc.

Team SEU-Jolly [8] uses the grid division method to disperse the police in the early stage of police intelligence. At the same time, the distributed algorithm is used for task assignment and personnel scheduling.

Team MRL [9] used a guideline to help police force agents clear a road smoother and prevent the creation of jagged blockades in a long straight path. What's more, it will greatly improve the efficiency of road cleaning in the early stage of rescue simulation.

#### Proposed Approach

Firstly, for task allocation, we divide the task assignment into two categories: distributed task assignment in the absence of a central agent and centralized task assignment based on the central agent. According to these two categories, we propose a task assignment strategy based on task priority and the Hungarian algorithm.

Secondly, the obstacle clearance work of the police without guidance often leads to the problem that road obstacles cannot be completely removed. There will be cases where barricaded roads remain blocked and impassable even after the clearance work is completed. We design the Guideline Model to achieve efficient obstacle clearance work by guiding the direction of the police clearance. The following is a specific introduction to our Guideline Model:

Determine the starting point of the bootstrap:

- (1) Obtain the road area where the agent is located, denoted as the source Area.
- (2) Get the connection boundary of the next region adjacent to the source and the path is denoted as edge. Get the middle of the boundary, call it the middle.
- (3) Make three straight lines: the connection line from the location of the agent to the boundary center point, the connection line from the location of the agent to the center of the road area where the agent is located, and the connection line from the road center to the boundary center, respectively denoted as agentEdgeLine, agentAreaLine, and areaEdgeLine.
- (4) Compare the size of  $\theta$  and  $\alpha$ , if  $\alpha < 80$  and  $\theta > 80$ , the intelligent body position is the starting point of the guideline; Otherwise, the starting point is still the center of the road area where the agent is located.

The points, lines, angles, and areas used in the above steps are shown in the figure below:

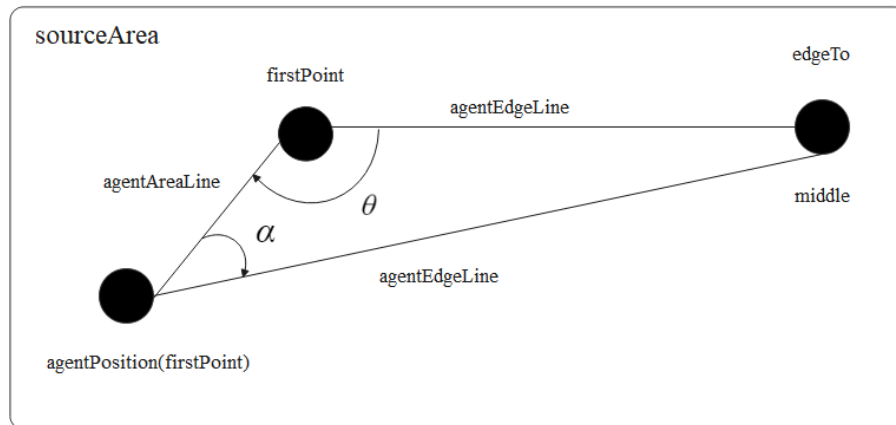


Fig. 1: The starting point of the path bootstrap (include the meaning of  $\alpha$  and  $\beta$ )

Plan the intermediate connection process of the path guideline:

- (1) traverse from the first road area to the penultimate area of the entire path.
- (2) determine the starting point of the current region and the midpoint of the adjacent boundary between the current region and the next region.
- (3) establish the regional guidance line from the starting point to the middle point of the boundary, and add it to the list of path guidance lines.
- (4) take the middle point of the current boundary as the starting point of the next regional guideline.
- (5) repeat steps 2 to 5.

A schematic diagram of the above process is shown below:

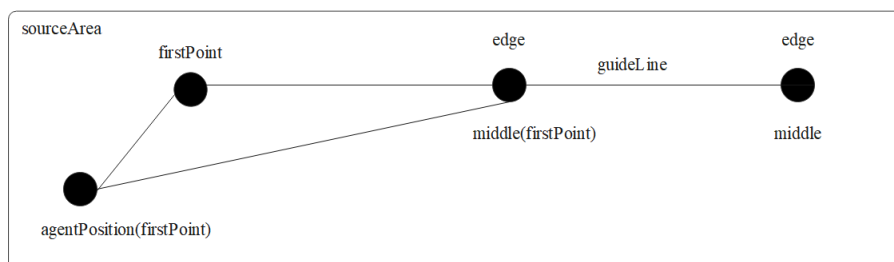


Fig. 2: The intermediate connection process of the path guideline

Determine the starting point of the bootstrap

All the intermediate and indirect processes of the path guidance line above start from the midpoints of two adjacent boundaries until the last

area, that is, the road area where the target point is located. The path cleared by the police is planned to be the target point, but not the area where the target point is located. At this point, the target point is used as the endpoint of the last area. The Guideline is added to the list of path guidelines. The schematic diagram is shown as follows:

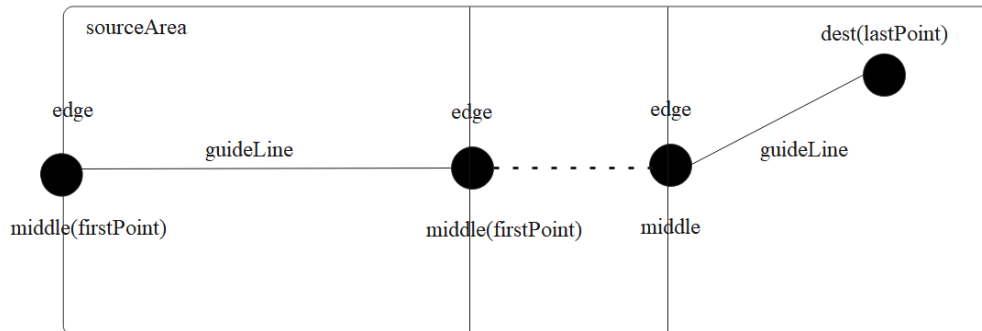


Fig. 3: Connect the Path Guidelines endpoint last Point

#### Experimental result

The figure below shows a comparison of the model with and without the guideline.




Fig. 4: Use the before and after guidelines

In Figure (a), we used the guideline model. Obviously, compared with figure (b), figure (a) shows a smoother result of police obstruction clearance, with a significant decrease in the number of burrs and irregular patterns.

### Pros and Cons

#### Advantages:

- (3) The agent is adaptive to the dynamic rescue environment.
- (4) The trajectory of police agencies can be optimized.
- (5) The clear action save plenty of time which brings the convenience of other agents' rescue action.

#### Disadvantages:

- (1) The quality of the communication mechanism seriously affects the results of task assignments.
- (2) The Guideline model requires a more rational design when dealing with intersections and map edges.

## 3.2 Ambulance Team

### Purpose

The task of the ambulance team is to rescue injured residents from the fire brigade and deliver them to the appropriate shelter quickly and effectively.

## Related Works

Doctors will focus on transporting injured residents to suitable shelters. The ambulance team is to send the injured residents and assist the Fire Brigade.

## Proposed Approach

In order to make doctors treat as many patients as possible and find more victims, we optimized the doctor's decision-making and cooperation with peers:

- (1) Classify the rescue objects, then set the priority depends on the injured person's current health point(HP) as well as their distance, and select the rescue objects according to the priority.
- (2) After the target is established, the rationality of the target is judged according to the information obtained.
- (3) Strengthen the cooperation ability of agents: through communication and cooperation, a doctor nearest to the injured residents will be selected to rescue them.
- (5) When no injured person is waiting for rescue, the doctor will search the building according to certain strategies, and inform the police to clear the roadblock if it is found.
- (6) When doctors search for shelter after loading humans, they judge the time to arrive at the shelter and the sum of waiting time to ensure that the injured can get the fastest rescue.
- (7) It is worth noting that, taking into account time constraints and tight rescue resources, doctors use the following strategies to decide whether to implement rescue for current citizens: they will evaluate the hp value of the citizens and the expected delivery time if the citizen is expected to be transported to the aid station alive, they will carry out the rescue.
- (8) In calculating the rescue time, the correction time will be increased
- (9) according to the calculation time. For example, when the subject is next, the correction time is zero. Through this, we can ensure that all subjects use the same treatment method.

## Pros and Cons

Advantages:

- (1) It uses weights to make decisions and ensure the rationality of decisions.
- (2) The communication part of the agent is optimized to enhance the ability of cooperation between agents.

Disadvantages:

- (1) Strategies depend on the accuracy and timeliness of communication, and the ability of independent strategies is not strong. In specific cases, it will affect the rescue effect.

## 3.3 Fire Brigade

### Purpose

In the past, the firefighters' major task is putting out fires. But fire rarely happens in an actual earthquake disaster. For this reason, the map will no longer be on fire in the latest version and the duty of firefighters also changed to rescue buried citizens.

### Related work

The first is to perform task allocation. We primarily employ a centralized approach for task allocation, utilizing a central decision-maker to assign

tasks. Through continual exploration, information gathering, and communication exchanges, informed decisions are made regarding task allocation. Our task allocation heavily relies on information exchange, but in situations where communication is hindered, we adopt a rule-based or pre-established approach for task allocation to ensure effective task distribution in the absence of direct communication channels. The specific responsibilities of doctors and firefighters are as follows, Firebrigades search and rescue civilians, and ambulance teams provide medical assistance and transfers. Following the doctors' example, the firefighters' behavior is divided into two parts. One is to move to a known location of the injured citizens and rescue them, and the other one is to search for an injured citizen.

After receiving the location information of the civilian from the fire brigade, the ambulance team will immediately send a doctor to the location to provide medical assistance. The ambulance team will make an initial assessment of the injured person and decide whether they need to be moved to a shelter based on the injury and priority.

### Proposed Approach

In the actual running scene, many people will die due to it takes a long time to rescue a citizen. Therefore, we must ensure that most of the time is to rescue a citizen rather than to search for an injured one in every firefighter.

The firebrigades' main job is to improve the efficiency of civilian search and rescue. We first rank the injured by distance, then abandon those who have died or cannot be saved. Finally, target the nearest citizen. If the firefighters can't find anyone buried, they go into the building and found who needs help. During the rescue, if there are available firefighters within close range, they will rescue together to shorten the implementation time of a single rescue.

### Pros and Cons

Advantages:

- (1) Choosing a target according to distance can improve the efficiency of the agent. In addition, giving priority to rescuing injured citizens can substantially decrease the number of injured citizens.

Disadvantages:

- (1) There will be some firefighters to save a target which wastes a lot of time to move to the target location.

## 4 Preliminary Results

We had a pretty good result at last year's final competition. We compared the current preliminary results with last year's second place AIT -Rescue and third place Ri-one.

<b>Map</b> <b>Team</b>	<b>Vc2</b>	<b>Sydney1</b>	<b>Istanbul1</b>	<b>Eindhoven1</b>	<b>Total</b>
<b>AIT-Rescue</b>	<b>44.26</b>	<b>15.11</b>	<b>44.25</b>	<b>12.33</b>	<b>115.95</b>
<b>Ri-one</b>	<b>40.95</b>	<b>11.70</b>	<b>42.37</b>	<b>11.23</b>	<b>106.25</b>
<b>CSU-YUNLU</b>	<b>54.62</b>	<b>19.78</b>	<b>45.37</b>	<b>15.74</b>	<b>135.51</b>



## 5 Conclusions

Different agents have different responsibilities and behaviors, so the priorities of tasks are different. Path Planning and Clustering are the most basic and important modules, so finding a better way to achieve them is a constant topic. We should design different strategies for different agents to achieve an efficient solution. At the same time, we can't ignore the cooperation between agents. Effective cooperation strategies can generate greater benefits. Communication is the foundation of cooperation, so we try to use a reasonable communication strategy to improve the score.

In the coming period, we plan to absorb the advantages of other team agents, and then improve our strategies. Also, we will try to introduce more advanced methods and we will improve the behavior of some agents in the future, too.

## References

1. Jiang, F., Lv, W., Cai, G., Chen, R., Yue, B., Gao, Y., Ge, Y., Chen, X., Xiong, J., Lv, W.  
Rescue Simulation League Team Description CSU\_Yunlu(China). RoboCup 2020(2020)
2. David Arthur and Sergei Vassilvitskii: k-means++: The Advantages of Careful Seeding(2007)
3. Hart, P.E., Nilsson, N.J., Raphael, B.: A formal basis for the heuristic determination of minimum cost paths. *IEEE Transactions on Systems Science and Cybernetics* 4(2), 100–107 (1968)
4. Likhachev, M., Ferguson, D.I., Gordon, G.J., Stentz, A., Thrun, S.: Anytime dynamic a\*: An anytime, replanning algorithm. In: ICAPS. vol. 5, pp. 262–271 (2005)
5. Likhachev, M., Gordon, G.J., Thrun, S.: Ara\*: Anytime a\* with provable bounds on sub-optimality. In: *Advances in neural information processing systems*. pp. 767–774 (2004)
6. Zarei, S., Chatri, M., Mirfattahi, S.: Rescue Agent Simulation MRL. RoboCup 2019 (2019)
7. Tang, L., Li, J., Wang, Y.: Rescue Simulation League Team Description<ZJUBase(China)>[OL] (2014)
8. Niu, W., Wu, J.: Rescue Simulation League SEU\_Jolly Team Description (2015)
9. Ardestan, P., Taherian, M., MohammadAliZadeh, P., JazebNikoo, E.: Rescue Simulation League MRL Team Description (2017)